



## **RISHABH DIGHA STEEL AND ALLIED PRODUCTS LTD.**

**Head Office :**

Giriraj, Ground Floor, Sant Tukaram Road, Iron Market, Masjid Bunder (E), Mumbai 400 009.

Tel.: 2348 1267, 2348 1268 • Telefax : 2348 1267

Email : info@rishabhdighasteel.com • Website : www.rishabhdighasteel.com

CIN No.: L15310MH1991PLC064563

**Date: 19.11.2020**

To,  
Department of Corporate Services,  
**BSE LIMITED**  
Phiroze Jeejeebhoy Towers,  
Dalal Street,  
Mumbai 400 001

**Scrip Code: 531539**

**Sub: Revised Outcome of the Meeting of Board of Directors held on Tuesday, 27<sup>th</sup> October, 2020 at 03:30 pm.**

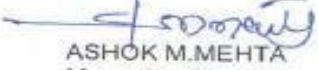
Dear Sir/Madam,

This is with Reference to your email dated 12<sup>th</sup> November, 2020, we are hereby attaching the Unaudited Financial Results (Standalone) of the company along with Limited Review Report and **Cash Flow Statement** for the Quarter and Half year ended 30th September, 2020.

Kindly take same on your records.

Kindly take this into consideration. >

Thanking You,  
For RISHABH DIGHA STEEL AND ALLIED PRODUCTS LTD.

  
ASHOK M. MEHTA  
Managing Director

DIN No.- 00163206



**RISHABH DIGHA STEEL AND ALLIED PRODUCTS LIMITED**

Registered Office: C-17/2, MIDC Industrial Area, Taloja, Mumbai

Email id: info@rishabhdighasteel.com, Phone no: 23481267

CIN: L15310MH1991PLC064563

PART I

**STATEMENT OF UNAUDITED FINANCIAL RESULTS FOR THE QUARTER AND YEAR ENDED 30 September 2020**

Sr. No.	Particulars	3 MONTHS ENDED UNAUDITED			6 MONTHS ENDED UNAUDITED		AUDITED
		30.09.2020	30.06.2020	30.09.2019	30.09.2020	30.09.2019	
<b>1</b>	<b>Income from Operations</b>						
	(a) Revenue from operations	26.32	13.50	59.59	39.82	139.92	252.46
	(b) Other income	12.89	12.89	9.74	25.78	19.24	51.55
	<b>Total income from operations (net)</b>	<b>39.20</b>	<b>26.39</b>	<b>69.33</b>	<b>65.59</b>	<b>159.16</b>	<b>304.01</b>
<b>2</b>	<b>Expenses</b>						
	a) Cost of Material Consumed	-	-	-	-	-	-
	b) Purchases of Stock-in-Trade	-	-	-	-	-	-
	c) Changes in inventories of finished goods and work-in-progress	-	-	-	-	-	-
	d) Employee benefits expense	11.77	15.47	20.65	27.24	39.50	84.12
	e) Finance costs	0.63	0.31	-	0.94	0.31	2.51
	f) Depreciation and amortisation expense	4.28	4.28	4.29	8.56	8.58	17.11
	g) Other expenses	18.23	12.21	30.94	30.44	76.11	138.44
	<b>Total expenses</b>	<b>34.91</b>	<b>32.27</b>	<b>54.98</b>	<b>67.18</b>	<b>124.19</b>	<b>242.18</b>
<b>3</b>	<b>Profit before exceptional items and tax (1-2)</b>	<b>4.30</b>	<b>(5.88)</b>	<b>14.35</b>	<b>(1.58)</b>	<b>34.97</b>	<b>61.83</b>
4	Exceptional items	-	-	-	-	-	-
<b>5</b>	<b>Profit before tax (3-4)</b>	<b>4.30</b>	<b>(5.88)</b>	<b>14.35</b>	<b>(1.58)</b>	<b>34.97</b>	<b>61.83</b>
<b>6</b>	<b>Tax expense</b>						
	a) Current Taxes	-	-	3.99	-	9.73	22.93
	b) Deferred Tax	-	-	-	-	-	(1.20)
	<b>Total Tax Expenses</b>	<b>-</b>	<b>-</b>	<b>3.99</b>	<b>-</b>	<b>9.73</b>	<b>21.73</b>
<b>7</b>	<b>Net Movement in regulatory deferral accot balances related to profit or Loss and related</b>	<b>-</b>	<b>-</b>	<b>-</b>	<b>-</b>	<b>-</b>	<b>-</b>
<b>8</b>	<b>Net Profit for the period from continuing Operations</b>	<b>4.30</b>	<b>(5.88)</b>	<b>10.36</b>	<b>(1.58)</b>	<b>25.24</b>	<b>40.10</b>
	Profit(Loss) from Discontinued operations before tax	-	-	-	-	-	-
	Tax Expenses of Discontinued operations	-	-	-	-	-	-
<b>9</b>	<b>Net Profit for the period from discontinuing Operations after Tax</b>	<b>-</b>	<b>-</b>	<b>-</b>	<b>-</b>	<b>-</b>	<b>-</b>
	Share of Profit(Loss) of associates and joint ventures accoting for using equity method	-	-	-	-	-	-
<b>10</b>	<b>Total Profit (Loss) for Period</b>	<b>4.30</b>	<b>(5.88)</b>	<b>10.36</b>	<b>(1.58)</b>	<b>25.24</b>	<b>40.10</b>
<b>11</b>	<b>Other Comprehensive Income (net of tax)</b>						
	(a) Items that will not be reclassified to profit or loss	-	-	-	-	-	(9.57)
	(b) Impact of tax relating to items that will not be reclassified to profit or loss	-	-	-	-	-	-
	<b>Total Other Comprehensive Income (net of tax)</b>	<b>-</b>	<b>-</b>	<b>-</b>	<b>-</b>	<b>-</b>	<b>(9.57)</b>
<b>12</b>	<b>Total Comprehensive Income for the period</b>	<b>4.30</b>	<b>(5.88)</b>	<b>10.36</b>	<b>(1.58)</b>	<b>25.24</b>	<b>30.53</b>
<b>13</b>	<b>Total Profit or Loss, attributable to</b>						
	Profit or loss, attributable to owners of parent	-	-	-	-	-	-
	Total profit or loss, attributable to non-controlling interests	-	-	-	-	-	-
<b>14</b>	<b>Total Comprehensive income for the period attributable to</b>						
	Comprehensive income for the period attributable to owners of parent	-	-	-	-	-	-
	Total comprehensive income for the period attributable to owners of parent	-	-	-	-	-	-
<b>15</b>	<b>Details Equity Share Capital</b>						
	Paid-up equity share capital	548.64	548.64	548.64	548.64	548.64	548.64
	Face Value of Equity Share Capital	10.00	10.00	10.00	10.00	10.00	10.00
<b>16</b>	<b>Details Debt Securities</b>						
	Paid-up debt capital	-	-	-	-	-	-
	Face value of debt securities	-	-	-	-	-	-
	Reserves excluding revaluation reserve	-	-	-	-	-	-
	Debenture redemption reserve	-	-	-	-	-	-
<b>17</b>	<b>Earnings per equity share</b>						
<b>i</b>	<b>Earnings per equity share for Continuing Operations</b>						
	Basic earnings (loss) per share from continuing operations	0.08	(0.11)	0.19	(0.03)	0.46	0.56
	Diluted earnings (loss) per share from continuing operations	0.08	(0.11)	0.19	(0.03)	0.46	0.56
<b>ii</b>	<b>Earnings per equity share for discontinued operations</b>						
	Basic earnings (loss) per share from discontinued operations	-	-	-	-	-	-
	Diluted earnings (loss) per share from discontinued operations	-	-	-	-	-	-
<b>ii</b>	<b>Earnings per equity share</b>						
	Basic earnings (loss) per share from continuing and discontinued operations	0.08	(0.11)	0.19	(0.03)	0.46	0.56
	Diluted earnings (loss) per share from continuing and discontinued operations	0.08	(0.11)	0.19	(0.03)	0.46	0.56
<b>18</b>	Debt equity ratio						
<b>19</b>	Debt service coverage ratio						
<b>20</b>	Interest service coverage ratio						

PART II						
SELECT INFORMATION FOR THE QUARTER ENDED 30TH September, 2020						
Sr. No.	Particulars	3 MONTHS ENDED			6 MONTHS ENDED	
		30.09.2020	30.06.2020	30.09.2019	30.09.2020	30.09.2019
<b>A</b>	<b>PARTICULARS OF SHAREHOLDING</b>					
1	Public shareholding					
	a) Number of shares	14,33,429.00	14,33,429.00	14,41,631.00	14,33,429.00	14,41,631.00
	b) Percentage of shareholding	26.13%	26.13%	26.27%	26.13%	26.27%
2	Promoters and Promoter Group shareholding					
	a) Pledged/Encumbered					
	- Number of shares	NIL	NIL	NIL	NIL	NIL
	- Percentage of shares (as a % of the total shareholding of promoter and promoter	NIL	NIL	NIL	NIL	NIL
	- Percentage of shares (as a % of the total share capital of the company)	NIL	NIL	NIL	NIL	NIL
	b) Non-Encumbered					
	- Number of shares	40,44,769	40,44,769	40,44,769	40,44,769	40,44,769
	- Percentage of shares (as a % of the total shareholding of promoter and promoter	100%	100%	100%	100%	100%
	- Percentage of shares (as a % of the total share capital of the company)	73.87%	73.87%	73.73%	73.87%	73.73%

Particulars	3 Months Ended 30.09.2020
<b>B INVESTOR COMPLAINTS</b>	
Pending at the beginning of the quarter	NIL
Received during the quarter	NIL
Disposed of during the quarter	NIL
Remaining resolved at the end of the quarter	NIL

STATEMENT OF ASSETS AND LIABILITIES		Unaudited September, 2020	Unaudited September, 2019
Sr. No.	Particulars		
	<b>ASSETS</b>		
1	<b>Non-current assets</b>		
	(a) Property, Plant & Equipment	165.79	191.19
	(b) Capital work-in-progress	-	-
	(c) Investment property	-	-
	(d) Goodwill	-	-
	(e) Other intangible assets	-	-
	(f) Intangible assets der development	-	-
	(g) Biological assets other than bearer plants	-	-
	(h) Investments accoted for using equity method	-	-
	<b>Non-Current Financials Assets</b>		
	(a) Non Current Investments	23.44	70.01
	(b) Trade receivables, non-current	-	-
	(c) Loans, non-current	-	-
	(d) Other non-current financial assets	-	-
	<b>Total Non - Current Financial Assets</b>	<b>23.44</b>	<b>70.01</b>
	Deferred tax assets (net)	15.61	14.42
	Other non-current assets	-	-
	<b>Total Non Current Assets</b>	<b>204.84</b>	<b>275.62</b>
2	<b>Current assets</b>		
	(a) Inventories	-	-
	<b>Current Financial Assets</b>		
	(a) Current investments	387.00	385.00
	(b) Trade receivables, current	0.98	26.71
	(c) Cash and cash equivalents	10.31	64.46
	(d) Bank balance other than cash and cash equivalents	-	-
	(e) Loans, current	4.05	3.75
	(f) Other current financial assets	-	-
	<b>Total Current Financial Assets</b>	<b>402.34</b>	<b>479.92</b>
	Current tax assets (net)	-	-
	Other current assets	193.47	168.11
	<b>Total current assets</b>	<b>595.81</b>	<b>648.03</b>
3	Non-current assets classified as held for sale	-	-
4	Regulatory deferral accot debit balances and related deferred tax Assets	-	-
	<b>TOTAL - ASSETS</b>	<b>800.65</b>	<b>923.65</b>

Equity & Liabilities			
1	<b>Equity</b>		
	<b>Equity attributable to owners of parent</b>		
	(a) Equity share capital	548.64	548.64
	(b) Other equity	219.07	345.63
	<b>Total equity attributable to owners of parent</b>	<b>767.71</b>	<b>894.27</b>
	Non controlling interest	-	-
	<b>Total equity</b>	<b>767.71</b>	<b>894.27</b>
2	<b>Liabilities</b>	-	-
	<b>Non-current liabilities</b>	-	-
	<b>(a) Non-current financial liabilities</b>	-	-
	(i) Borrowings, non-current	-	-
	(ii) Trade payables, non-current	-	-
	(iii) Other non-current financial liabilities	-	-
	<b>Total non-current financial liabilities</b>	-	-
	(b) Provisions, non-current	-	-
	(c) Deferred tax liabilities (net)	-	-
	(d) Deferred government grants, Non-current	-	-
	(e) Other non-current liabilities	-	-
	<b>Total non-current liabilities</b>	-	-
	<b>Current liabilities</b>		
	(a) current financial liabilities	-	-
	(i) Borrowings, current	15.19	-
	(ii) Trade payables current	5.00	7.44
	(iii) Other current financial liabilities	-	-
	<b>Total current financial liabilities</b>	<b>20.19</b>	<b>7.44</b>
	(b) Other current liabilities	-	10.17
	(c) Provisions current	12.75	11.77
	(d) Current tax liabilities (Net)	-	-
	(e) Deferred government grants, Current	-	-
	<b>Total current liabilities</b>	<b>32.94</b>	<b>29.38</b>
	Liabilities directly associated with assets in disposal group classified as held for sale	-	-
3			
4	Regulatory deferral accot credit balances and related deferred tax liability	-	-
	<b>Total liabilities</b>	<b>32.94</b>	<b>29.38</b>
	<b>Total equity and liabilities</b>	<b>800.65</b>	<b>923.65</b>

**Notes:** 1 The above UnAudited Financial Results have been reviewed by the Audit Committee and thereafter approved and taken on record by the Board of Directors in their meeting held on 27th October, 2020 . The Statutory Auditors have carried out Limited Review of the audited Financial Results for the quarter ended 30th September 2020 as per the SEBI Circular dated 18th October , 2019

2 The format for audited quarterly results as prescribed in SEBI's circular CIR/CFD/CMD/12/2015 dated 30th November 2015 has been modified to comply with requirements of SEBI circular dated 5th July 2016, Ind AS and Schedule III ( Division II ) of the Comapnies Act, 2013, Applicable to companies that are require to comply with Ind AS

3 The statement does not include Ind AScompliant results for the preeceding quarter and previous year ended 31st March 2018 as the same is ot mandatory as per SEBI circular dated 5th July 2016

4 Provision for Deferred Tax has been Incorporated in the accots at the end of accounting year, as per the company's practice consistently followed.

5 The Company's business activity falls within a single primary business segment thus Segmental Report of accounting is not applicable to the company according to the AS-17 issued by ICAI.

6 Cost of Power & Fuel Rs 4,02,160

7 For the quarter ended 30.09.2020 the management has not provided current tax provision since the company has made an over all loss uptill quarter ended 30.09.2020


8 The company has discontinued its business activiites as with the limited volumes of business post COVID and other challenges , the business has lost its viability , so the management has decided to discontinue its business operations


9 Previous year/period figures have been recasted and / or regrouped wherever necessary.

**Place :** Mumbai.  
**Dated :** 27.10.2020

Kindly take this into consideration.

Thanking You,  
For RISHABH DIGHA STEEL AND ALLIED PRODUCTS LTD.

  
ASHOK M. MEHTA  
Managing Director



DIN No. - 00163206



# Akshay D. Shah & CO. LLP

CHARTERED ACCOUNTANTS

## Limited Review Report for Companies

We have reviewed the accompanying statement of unaudited financial results of **M/S Rishabh Digha Steel and Allied Products Limited** for the period ended **30<sup>th</sup> September , 2020** being submitted by the company pursuant to Regulation 33 of the SEBI(Listing Obligation and Disclosure Requirements) Regulations, 2015 (the "Listing Regulations, 2015") with stock exchange . This statement is the responsibility of the company's Management and has been approved by the Board of Directors. Our responsibility is to Issue a report on this statement based on our review.

We conducted our review in accordance with the Standard on Review Engagement (SRE) 2400, engagement to Review Financial Statements issued by The Institute of Chartered Accountants of India. This standard required that we sign and perform the review to obtained moderate assurance as to whether the financial statements are free of material misstatement. A review is limited primarily to inquire of company personnel and analytical procedures applied to financial date and thus provided less assurance than an audit opinion. We have not performed an audit and accordingly we do not express an audit opinion.

Based on our review conducted as above, nothing has come to our attention that causes us to believe that the accompanying statement, prepared in accordance with Accounting Standards Specified under Section 133 of the Companies Act, 2013 read Rule 7 of the Companies (Accounts) Rules, 2014 and other recognized accounting practices and policies, has not disclosed the information required to be disclosed in terms of Regulation 33 of the listing Regulations, 2015 including the manner in which it is to be disclosed, or that it contains any material misstatement.

**For M/s. Akshay D. Shah & Co.LLP**  
**Chartered Accountants**  
**FRN : 121865W**

**CA Kunal Lodaya**  
**(Partner)**  
**M.No. : 183189**  
**UDIN : 20183189AAAACJ1731**

**Place : Mumbai**  
**Date : 27.10.2020**

**RISHABH DIGHA STEEL AND ALLIED PRODUCTS LIMITED**

Registered Office: C-17/2, MIDC Industrial Area, Taloja, Mumbai

Email id: info@rishabhdighasteel.com, Phone no: 23481267

CIN: L15310MH1991PLC064563

**CASH FLOW STATEMENT FOR THE PERIOD ENDED 30TH SEPTEMBER 2020**

<u>Particulars</u>	<u>30.09.2020</u> <u>Rs.(In Lacs)</u>	<u>30.09.2019</u> <u>Rs.(In Lacs)</u>
<b>A. <u>Cash Flow from Operating Activities</u></b>		
Net Profit / Loss Before Tax	(1.58)	34.97
<b>Add:</b> Non Cash Expenditure Depreciation	8.56	8.58
<b>Less:</b> Interest Received	25.78	19.24
<b>Funds generated from Operations</b>	<b>(18.80)</b>	<b>24.31</b>
Less: Increase in Working Capital	(44.84)	132.17
Add: Decrease in Working Capital	3.57	154.50
Cash Flow from Operations	29.61	46.64
Less: Taxes Paid	-	-
<b>Cash generated from Operations</b>	<b>(a) 29.61</b>	<b>46.64</b>
<b>B. <u>Cash Flow Investing Activities</u></b>		
Purchase of Fixed Assets	(0.35)	(0.22)
Sale of Fixed Assets	-	-
Investments	(48.02)	(45.99)
<b>Net Cash Generated/(Used) in Investing Activities</b>	<b>(b) (48.37)</b>	<b>(46.21)</b>
<b>C. <u>Cash From Financial Activities</u></b>		
Dividend paid	-	-
Loans	(15.19)	-
<b>Net Cash Used in Financing Activities</b>	<b>(c) (15.19)</b>	<b>-</b>
<b>Net Increase/Decrease in Cash and Cash Equivalent [ a+b+c ]</b>	<b>(33.95)</b>	<b>0.43</b>
<b>Add: Opening Cash &amp; Cash Equivalents</b>	<b>64.46</b>	<b>64.03</b>
<b>Closing Cash &amp; Cash Equivalents</b>	<b>30.50</b>	<b>64.46</b>

Place : Mumbai.  
Dated : 27.10.2020

Kindly take this into consideration.

Thanking You,  
For RISHABH DIGHA STEEL AND ALLIED PRODUCTS LTD.ASHOK M. MEHTA  
Managing Director

DIN No.- 00163206

